



Loop Powered LED Indicators for Field and Panel Mounting

MAIN FEATURES

LED-W11 and LED-P11 are two digital indicators for installation directly in a 4-20 mA loop without need for external power.

LED-W11 is designed for field mounting on wall, pipe or DIN rail and has a rugged and splashproof housing.

LED-P11 is the panel mount version with splashproof front.

The indicators are equipped with bright easy-to-read LED digits.

The scale is easily programmable, without reference signal, by two pushbuttons for any values between -1999 and 9999.

4-digit LED display

LED-W11 and LED-P11 are equipped with a bright luminous 4-digit LED display, which is easy to read even in the dark. The digits are red and 14.2 mm (0.56") high.

Loop powered with low voltage drop

The voltage drop is below 5V. LED-W11 and LED-P11 can therefore be connected to the 4-20 mA loop of any normal 2-wire transmitter with no need for external power.

High accuracy

With an accuracy of 0.05 % combined with a low temperature drift LED-W11 and LED-P11 allow for high precision read-outs.

Simple pushbutton scaling

The indication range can easily be scaled. The panel mounted LED-P11 is furnished with two front mounted pushbuttons. The field mounted LED-W11 is splashproof with two internal pushbuttons.

The scale can be set to any range between -1999 to 9999 for 4 to 20 mA input. Scaling operation does not require the use of a specific input signal.

Labels for different engineering units are included.

Transmitter option

The field indicator LED-W11 can be equipped with an integrated Inor In-Head transmitter of any type.

Rugged design with IP 65/NEMA 4X protection

LED-W11 is equipped with a rugged and splashproof IP 65 / NEMA 4X housing with double cable conduits for convenient installation.

LED-P11 has a splashproof front with IP 65 / NEMA 4X protection.

The indicators are designed for ambient temperatures between -25 to +80 °C (-13 to +176 °F).

HART transparent

Both indicators are HART transparent, which means that they will not interfere with or be disrupted by HART communication over the current loop.

INOR PROCESS AB

PO Box 9125, S-200 39 Malmö, Sweden, PHONE +46 40 312560, FAX +46 40 312570, E-MAIL support@inor.se WEB www.inor.se

INOR TRANSMITTER OY

PHONE +358 9 83850210, FAX +358 9 83850219, E-MAIL js.inor@surfeu.fi

INOR TRANSMITTER GmbH

PHONE +49 6181 582940, FAX +49 6181 582944, E-MAIL inor.gmbh@t-online.de

INOR TRANSMITTER Inc.

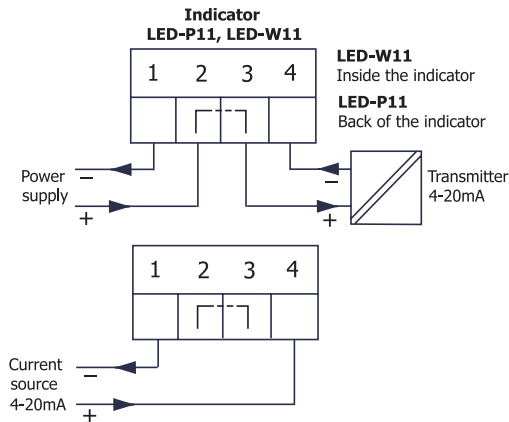
PHONE +1 262 884 4535, FAX +1 262 884 4537, E-MAIL sales@inor.com

www.inor.com

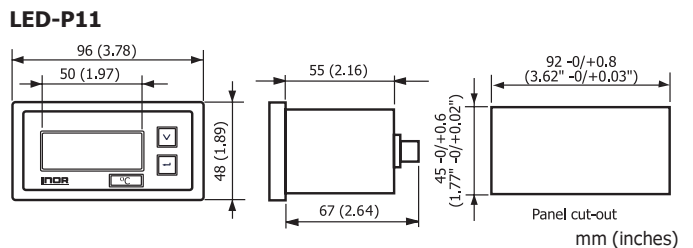
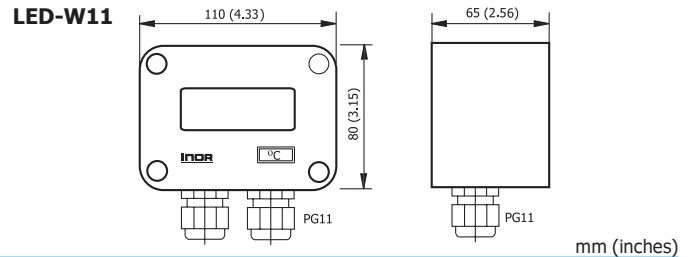
SPECIFICATIONS LED-W11 / LED-P11

INPUT		
Current		4-20 mA
Voltage drop		< 5 V
Maximum current		30 mA
Minimum current for operation		-3.5 mA
INDICATION		
Display		Red LED with 4 digits including minus sign
Digit height		14.2 mm (0.56")
Indication range		Any range between -1999 to 9999
Decimals		Selectable, 0 to 3
Under range / Over range		Flashing symbols LO/HI
Response time, T (90 %)		Appr. 0.5 s
Engineering units		Set of labels included (including blanks)
CONFIGURATION		
Indication range (4-20 mA input)	LED-W11	Two pushbuttons inside the housing
	LED-P11	Two pushbuttons in the front
Input signal for setting range		Any current 3.5 mA to 30 mA
ENVIRONMENT CONDITIONS		
Ambient temperature	Operation	-25 to +80 °C (-13 to +176°F)
	Storage	-35 to +80 °C (-31 to +176°F)
Humidity		0 to 95 %RH
RFI influence		<0.5 % FS (typical)
EMC (EN 50081-2, EN 50082-2 Industrial)		Criterion A/B
ACCURACY		
Indication		±0.05 % FS ±1 digit
Resolution		12 bits (-4 µA)
Temperature influence		±0.25 % FS / 25 °C (45°F)
Long-term stability		±0.1 % FS / year
HOUSING		
Dimensions	LED-W11	80 x 110 x 65 mm (3.15" x 4.33" x 2.56")
	LED-P11	48 x 96 x 67 mm (1.89" x 3.78" x 2.64")
Weight	LED-W11	-230 g/8.1 oz
	LED-P11	-120 g/4.2 oz
Material / Flammability (UL)	LED-W11	PC / UL 94-5V Self-extinguishing
	LED-P11	Noryl / UL 94 HB Self-extinguishing
Protection	LED-W11	IP 65 / NEMA 4X
	LED-P11	IP 65 / NEMA 4X (front)
Wire connections	LED-W11	Stranded, ≤1.5 mm ² , AWG 16, 2 conduits PG11
	LED-P11	Stranded, ≤2.5 mm ² , AWG 12
Mounting	LED-W11	Rail acc. to DIN EN 50022, 35 mm, wall or 2" pipe
	LED-P11	Panel mounting, cut-out 45 x 92 mm (1.77" x 3.62")

CONNECTIONS



DIMENSIONS



ORDERING INFORMATION

LED-W11	70LEDW1101
LED-P11	70LEDP1101
Configuration	70CAL00001
Transmitter mounting kit	70ADA00024
Pipe mounting kit	70ADA00021
Din-Rail mounting kit	70ADA00022

DISTRIBUTION