

PowerPad® III Model 8435

Memory capacity of 2GB for trend data storage: Up to 50 captured snapshots, 210 captured transients, 1 inrush and 10,000 alarm events



(upon registering)



Four voltage and four current inputs

► SPECIFICATIONS

MODEL	8435
ELECTRICAL	
Sampling Frequency	256 samples/cycle
Data Storage	2GB SD Card for trend recording; Additional separate 12.5MB partitioned memory for snapshots, transient/inrush & alarms
Voltage (TRMS)	Phase-to-Phase: 2000V Phase-to-Neutral: 1000V Voltage Ratio: up to 500kV
Current (TRMS)	MN Clamp: 0 to 6A/120A or 0 to 240A SR Clamp: 0 to 1200A MR Clamp: 0 to 1000Aac, 0 to 1400Aac MiniFlex®: 10 to 1000A AmpFlex®: 10 to 6500A ⁽¹⁾ Current Ratio: 10mA to 50kA
Frequency (Hz)	40 to 69Hz
Other Measurements	kW, kVAR, kVA, PF, DPF, kWh, kVARh, kVAh, K-Factor, Flicker
Harmonics	1 st to 50 th , Direction, Sequence
Power Source	9.6V NiMH rechargeable battery pack (included) External AC supply: 110/230VAC ±10% (50/60Hz)
Battery Life	≥8 hours with display on; ≤35 hours with display off (record mode)
MECHANICAL	
Communication Port	Optically isolated USB
Display	¼ VGA (320 x 240) color LCD display with adjustable brightness & contrast
Dimensions	9.8 x 7.8 x 2.6" (250 x 200 x 67mm)
Weight	4.3 lbs (1.95kg)
Safety Rating	EN 61010, 600V CAT IV ⁽²⁾ , 1000V CAT III, Pollution Degree 2

⁽¹⁾Crest factor at 6500 = 1

⁽²⁾When used with SR193 or AmpFlex® probes. 600V CAT III with MN193 or MR193 probes.

► FEATURES

- Measurement of TRMS voltages up to 1000Vrms AC/DC for two-, three-, four- or five-wire systems
- Measurement of TRMS currents up to 6500Arms (sensor dependent)
- Direct measurement of neutral current & voltage
- Frequency measurement (40 to 69Hz systems)
- Record and display trend data as fast as once per second for one month for up to 25 variables
- Transient detection on all V and I inputs (up to 210)
- Selectable PT and CT ratios
- Inrush current measurement
- Calculation of Crest Factors for V and A
- Calculation of the K-Factor for transformers
- Calculation of short-term flicker and three-phase voltage unbalance
- Measures harmonics (referenced to the fundamental or RMS value) for voltage, current or power, up to 50th harmonic
- Displays of harmonic sequencing and direction and calculation of overall harmonics
- Real-time display of Phasor diagrams including values and phase angles
- Measurement of active, reactive and apparent power per phase and their respective sum total
- Calculation of power factor, displacement power factor and tangent factor
- Recording, time stamping and characterization of disturbance (swells, sags and interruptions, exceedence of power and harmonic thresholds)
- 2GB internal Trend Recording memory; Alarm, Snapshot and Transient/Inrush memories are separate
- Measurement of energy VAh, VARh & Wh
- The Max and Min RMS measurements are calculated every half-period
- Includes DataView® software for configuring, real-time display, analysis and report generation
- 65µs/sample transient recording

► PRODUCT INCLUDES

8435 Kit

Extra large tool bag, accessory pouch, 5 ft USB cable, five 10 ft black voltage leads with alligator clips, 110V US power cord, four water-tight AmpFlex® A196-18-BK (included with Cat. #2136.42 only), NiMH battery, SD-Card (2GB), twelve color-coded input ID markers, quick start guide, and a USB stick containing DataView® software and user manual.




PowerPad® III Model 8435

Large Color Functional Displays

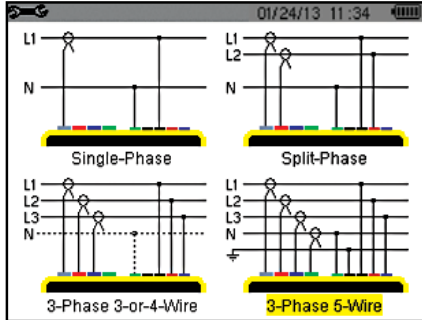
Installation of the Leads and Current Sensors

Color-coded ID markers are supplied with the PowerPad® III to identify the leads and input terminals.

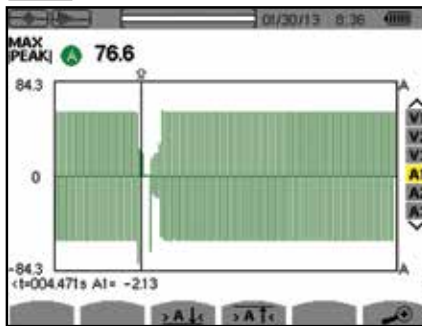


The voltage and current inputs as well as the power cord connection are constructed with screw on, watertight connectors rated to IP67.

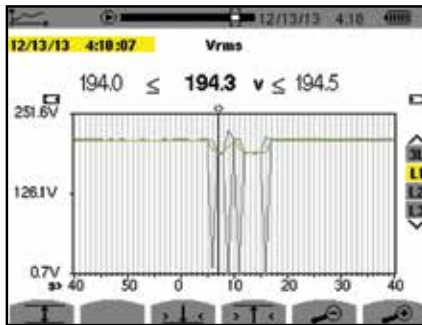
Configuration



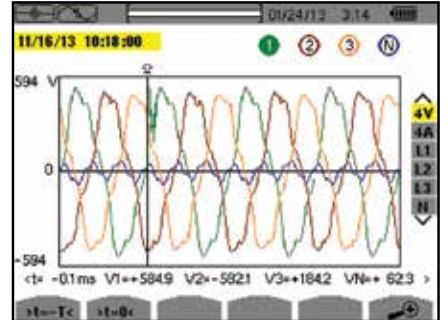
Inrush Peak



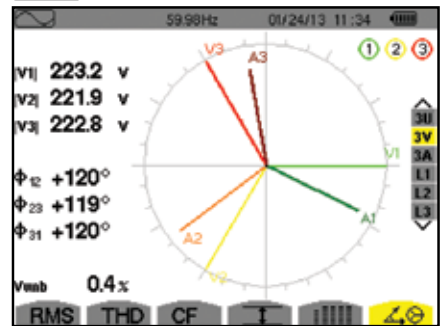
Trend Analyze



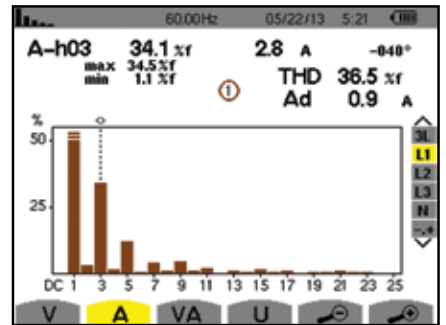
Transient Mode



Phasor Diagram



Harmonics Mode



CATALOG NO. DESCRIPTION

2136.41	PowerPad® III Model 8435 (No Sensors - Waterproof IP67)
2136.42	PowerPad® III Model 8435 w/4 A196-18-BK (AmpFlex® - Waterproof IP67)
2133.73	Extra Large Classic Tool Bag
2140.72	Replacement accessory pouch (accessories not included)
2140.19	Replacement – Battery 9.6V NiMH
2140.28	AC Current Probe Model MR193-BK (1000Ac/1400Aac)
2140.32	AC Current Probe Model MN93-BK (200A)
2140.33	AC Current Probe Model SR193-BK (1200A)
2140.35	AmpFlex® Sensor 36" Model 193-36-BK (6500A)
2140.36	AC Current Probe Model MN193-BK (5A/100A)
2140.45	Replacement – Set of 12, Color-coded Input ID Markers
2140.46	Replacement – 5 ft USB Cable
2140.48	MiniFlex® Sensor 10" Model MA193-10-BK (1000A)
2140.73	Lead – One 10 ft (3M) Black Lead (Waterproof cap) [Rated 1000V CAT IV] & one Black Alligator Clip [Rated 1000V CAT IV, 15A, UL]
2140.74	AmpFlex® Sensor 18" (Waterproof - IP67) Model A196-18-BK