



# A1 Series Meter Numbering System

## Product Identifier

**A1** = Commercial Grade Electronic Digital Meter

## Electronic Choice

**09** = 2 Totals (1 Resetable, 1 Cumulative), Factory Calibration in Gallons and Litres, 2 User Calibrations and Flowrate

**XX** = No Computer

## Calibration

**GM** = Gallons / Minute (NPT only)

**LM** = Litres / Minute (ISO only)

**XX** = No Computer

## Turbine Material & Size

**A025** = Aluminum - Low Flow

**A100** = Aluminum - 1 inch

**A200** = Aluminum - 2 inch

**N025** = Nylon - Low Flow

**N100** = Nylon - 1 inch

**X###** = No Turbine \*

## Fitting Type

**N** = NPT (Female)

**I** = ISO (Female)

**B** = BSPP (Female) - available on A025 and A100 turbines only

**X** = No Turbine

## Packaging

**A1** = Standard Low Flow - 1 inch

**A2** = Standard - 2 inch

**B1** = Low Flow - 1 inch Turbine Only

**B2** = 2 inch Turbine Only

**B3** = Computer Only

**C1** = Generic Low Flow - 1 inch

**C2** = Generic - 2 inch

**C3** = Generic Computer Only

**A1** + **09** + **LM** + **N100** + **N** + **A1** ← (Sample Model Number)

\* When ordering Computer Assembly Only, specify Turbine Housing size.

BUY SMART . BUY VALUE . BUY



# Build-Your-Own A1 Series Meter

Commercial Grade Meters are designed as self-contained, battery powered units. The chart below shows the Meter sizes and materials available and the optional Modules that can be ordered separately. Technical Specifications on Commercial Grade Meters are included in this section. For Flowmeters with advanced features and other housing materials, refer to the Industrial Grade Meter section of this catalog.


## 1) Select Your Turbine Material and Size



**Aluminum:**  
A025 (Low Flow 1 inch)




**Aluminum:**  
A100 (1 inch)



**Aluminum:**  
A200 (2 inch)



**Nylon:**  
N025 (Low Flow 1 inch)

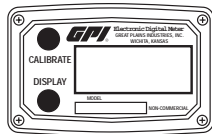


**Nylon:**  
N100 (1 inch)




## 2) Select Your Electronic Choice

(For further details see page 46)



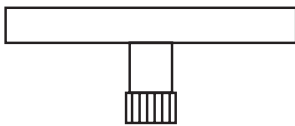
**09 Computer**



**XX No Computer**




## 3) Select Your Module



**Standard Remote Kit**  
(Low Level Sine Wave)  
Part # 113265-1

This module allows remote mounting of the computer electronics for specialized situations such as remote readings or high and low fluid temperature applications.


**(Requires 09 Computer)**



**FM Approved Remote Kit**  
(Low Level Sine Wave)  
Part # 113275-1

This assembly module allows remote mounting of the computer electronics for specialized situations such as remote readings or high and low fluid temperature applications while maintaining the Factory Mutual Approval and self-powered design.

**(Requires 09 Computer)**



**Conditioned Signal Module**  
(Open Collector or 6 volt Square Wave Signal)  
Part # 113435-1

This module provides an unscaled, amplified, digital signal from a GPI turbine housing. This module's digital output eliminates the need for addition signal conditioning equipment.

**(No Computer Required)**



**FM Approved Sensor Kit**  
(Open Collector, NPN)  
Part # 120077-01

The FM Approved Sensor is designed for use with the A1 Turbine Meter when rotor pulse data is required and the meter is located within a hazardous location. It is ideal for indoor or outdoor applications, and the output signal is compatible with existing GPI remote electronics.


**(No Computer Required)**




# A1 Commercial Grade Meters

GPI Commercial Grade Meters are identified by an A1 prefix. Commercial Grade Meters are packaged as a self-contained unit. Select this meter when you need an accurate, basic meter. GPI Commercial Grade Meters come in Aluminum and Nylon.

Choose one of three sizes of Aluminum meters for petroleum products. Use the Nylon meters for water or non-aggressive chemicals.



Aluminum



Nylon

**ACCURACY: ± 1.5% OF READING**  
(on models A100, A200 and N100)

### Select Your Fitting Size:

#### Aluminum:

Low Flow 1 inch 2 inch

#### Nylon:

Low Flow 1 inch



### Features and Benefits:

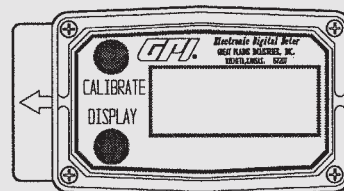
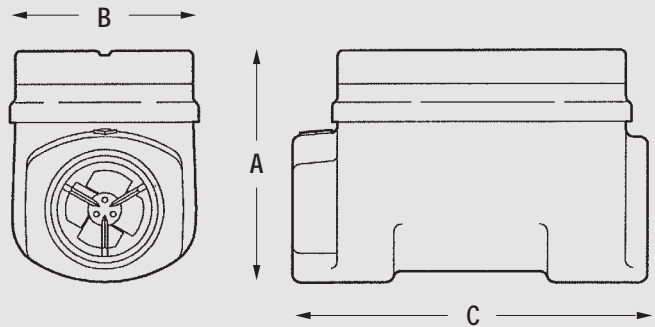
- ✓ Unique package combines Turbine and LCD into a self-contained, compact, economical meter.
- ✓ Local Display Computer features: 2 Totals (1 Resettable, 1 Cumulative); Factory Calibration in gallons and litres; 2 User Calibrations and Flowrate.
- ✓ Output capabilities available to communicate with process control equipment.
- ✓ Lightweight, compact design allows for easy installation.
- ✓ Powered by Lithium batteries for long life.

### APPROVALS



### A1 METERS - DIMENSIONS

Model	A = Height	B = Width	C = Length
A025 (Low Flow)	2.5" (6.3 cm)	2.0" (5.1 cm)	4.0" (10.1 cm)
A100 (1 inch)	2.5" (6.3 cm)	2.0" (5.1 cm)	4.0" (10.1 cm)
A200 (2 inch)	4.5" (11.4 cm)	3.0" (7.6 cm)	6.0" (15.2 cm)
N025 (Low Flow)	2.5" (6.3 cm)	2.0" (5.1 cm)	4.0" (10.1 cm)
N100 (1 inch)	2.5" (6.3 cm)	2.0" (5.1 cm)	4.0" (10.1 cm)



BUY SMART. BUY VALUE. BUY GPI



# AI Commercial Grade Meters

	ALUMINUM			NYLON	
	A025 (Low Flow)	A100 (1 inch)	A200 (2 inch)	N025 (Low Flow)	N100 (1 inch)
Design Type:	Paddlewheel	Turbine	Turbine	Paddlewheel	Turbine
Housing Material:	Aluminum	Aluminum	Aluminum	Nylon	Nylon
Fitting Size:	1 inch	1 inch	2 inch	1 inch	1 inch
Fitting Type:	NPT, ISO or BSPP(female)	NPT, ISO or BSPP(female)	NPT or ISO (female)	NPT or ISO (female)	NPT or ISO (female)
Flow Range (GPM):	0.3 - 3 GPM	3 - 50 GPM	30 - 300 GPM	0.3 - 3 GPM	3 - 50 GPM
Flow Range (LPM):	1 - 10 LPM	10 - 190 LPM	100 - 1,000 LPM	1 - 10 LPM	10 - 190 LPM
Accuracy:	N/A *	± 1.5% of reading	± 1.5% of reading	N/A *	± 1.5% of reading
Repeatability:	± 1%	± 0.2%	± 0.2%	± 1%	± 0.2%
Pressure Rating:	300 PSI / 21 BAR	300 PSI / 21 BAR	300 PSI / 21 BAR	150 PSI / 10.2 BAR	150 PSI / 10.2 BAR
Operating Temperature Range:	-40°F to +250°F (-40°C to +121°C)	-40°F to +250°F (-40°C to +121°C)	-40°F to +250°F (-40°C to +121°C)	-40°F to +250°F (-40°C to +121°C)	-40°F to +250°F (-40°C to +121°C)
with Computer:	+14°F to +140°F (-10°C to +60°C)	+14°F to +140°F (-10°C to +60°C)	+14°F to +140°F (-10°C to +60°C)	+14°F to +140°F (-10°C to +60°C)	+14°F to +140°F (-10°C to +60°C)
Wetted Material - Housing:	Aluminum	Aluminum	Aluminum	Nylon	Nylon
Bearings:	Ceramic	Ceramic	Ceramic	Ceramic	Ceramic
Shaft:	Tungsten Carbide	Tungsten Carbide	Tungsten Carbide	Tungsten Carbide	Tungsten Carbide
Rotor:	Nylon	Nylon	Nylon	Nylon	Nylon
Rings:	316 Stainless Steel	316 Stainless Steel	316 Stainless Steel	316 Stainless Steel	316 Stainless Steel
Typical K-Factor:	2200	730	72	2200	730
Frequency Range:	11 - 110 Hz @ 0.3 - 3 GPM	36.5 - 608.3 Hz @ 3 - 50 GPM	36 - 360 Hz @ 30 - 300 GPM	11 - 110 Hz @ 0.3 - 3 GPM	36.5 - 608.3 Hz @ 3 - 50 GPM
Recommended Strainer Size:	55 mesh	28 mesh	28 mesh	55 mesh	28 mesh
Shipping Weight:	1.35 lbs. (0.61 kg)	1.35 lbs. (0.61 kg)	3.0 lbs. (1.36 kg)	1.0 lbs. (0.5 kg)	1.0 lbs. (0.5 kg)
Local Display:	09 Computer (See page 47)	09 Computer (See page 47)	09 Computer (See page 47)	09 Computer (See page 47)	09 Computer (See page 47)

\* Accuracy can vary up to ± 5% depending on installation and fluid type.  
Field Calibration is recommended for best accuracy.